

Getting Started

Canva templates can only be edited in Canva. Create a Free or Pro Canva account—no upgrade needed! The free version works with all our templates.

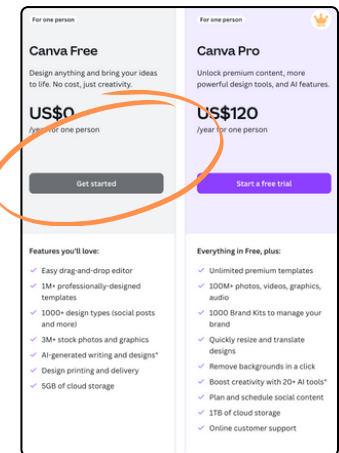
01 HOW TO SIGN UP FOR CANVA



SIGN UP OR LOG IN



✳️ If Canva asks you to upgrade, just select "Continue with Free"—you'll have full access to edit your template with no restrictions.



02 NEW TO CANVA? WATCH THIS SHORT VIDEO ON HOW TO SIGN INTO CANVA


WATCH NOW



HOW TO OPEN & EDIT YOUR PRODUCT


03

Click 'Canva Template Link' in the PDF to open your template.



04

Click 'Edit' or 'Use Template' for new design' to start editing in Canva.



If your link doesn't work, try reopening the PDF or using a different browser. Still having trouble? Contact Us.





Canva Sample Pages

These two editable Canva test pages allow you to explore customization options before purchasing, ensuring a smooth and easy editing experience.
Two Canva Test Pages

ACCESSING YOUR TEMPLATE

Click the link button below to access your template.
This will open your purchased product in Canva.



CANVA TEMPLATE LINK

⚠ Important: Before clicking the Access Template link, make sure you have a Canva account.



✨ NEED HELP EDITING IN CANVA?

New to Canva or looking to understand its features better? This 29-page guide breaks down Canva's tools, menus, and editing options to help you navigate and customize your templates with ease.

CANVA EDITING GUIDE



IF YOU NEED HELP WITH YOUR
TEMPLATE PLEASE REACH OUT ✨



CONTACT US

TAKE 20% OFF YOUR
NEXT ORDER!

SAVE20

Want more genealogy tips? Follow us on social media for family history inspiration, and special updates on our templates!

